

Scaled data based on original data using  
LM-79-08 Approved Method: Electrical and Photometric Measurements of Solid-  
State Lighting Products

Test Report Prepared for  
Cooper Lighting Solutions  
(formerly Eaton)

Brand: LUMARK

Report Number: P295427

Luminaire Tested: **TCRS5S(7040-7050)-VISOR**

Issue Date: 3/3/2020

**Test Information**

Test Method: LM-79-08  
Report Number: P295427  
TEST IS SCALED FROM IESNA LM-79-08 TEST DATA (G3-1903-222-2)  
Test Lab: INNOVATION CENTER(G3)  
Issue Date: 3/3/2020  
Manufacturer: COOPER LIGHTING SOLUTIONS (FORMERLY EATON)  
Product Line: LUMARK  
Catalog Number: TCRS5S(7040-7050)-VISOR  
Description: TRACER SMALL, VISOR NEMA 3x3  
Light Source: (6) 4000K&5000K CCT, 70 CRI LEDS  
Ballast/Driver: ELECTRONIC DRIVER

**Summary**

Lumens per Lamp: N/A  
Luminaire Lumens: 520 lumens  
Efficiency: N/A  
Efficacy: 104.0 lumens/watt  
Luminous Opening: Circular (Dia: 0.17' x H: 0')  
IES Classification: Type I - Short - Full Cutoff  
BUG Rating: B1 - U0 - G0

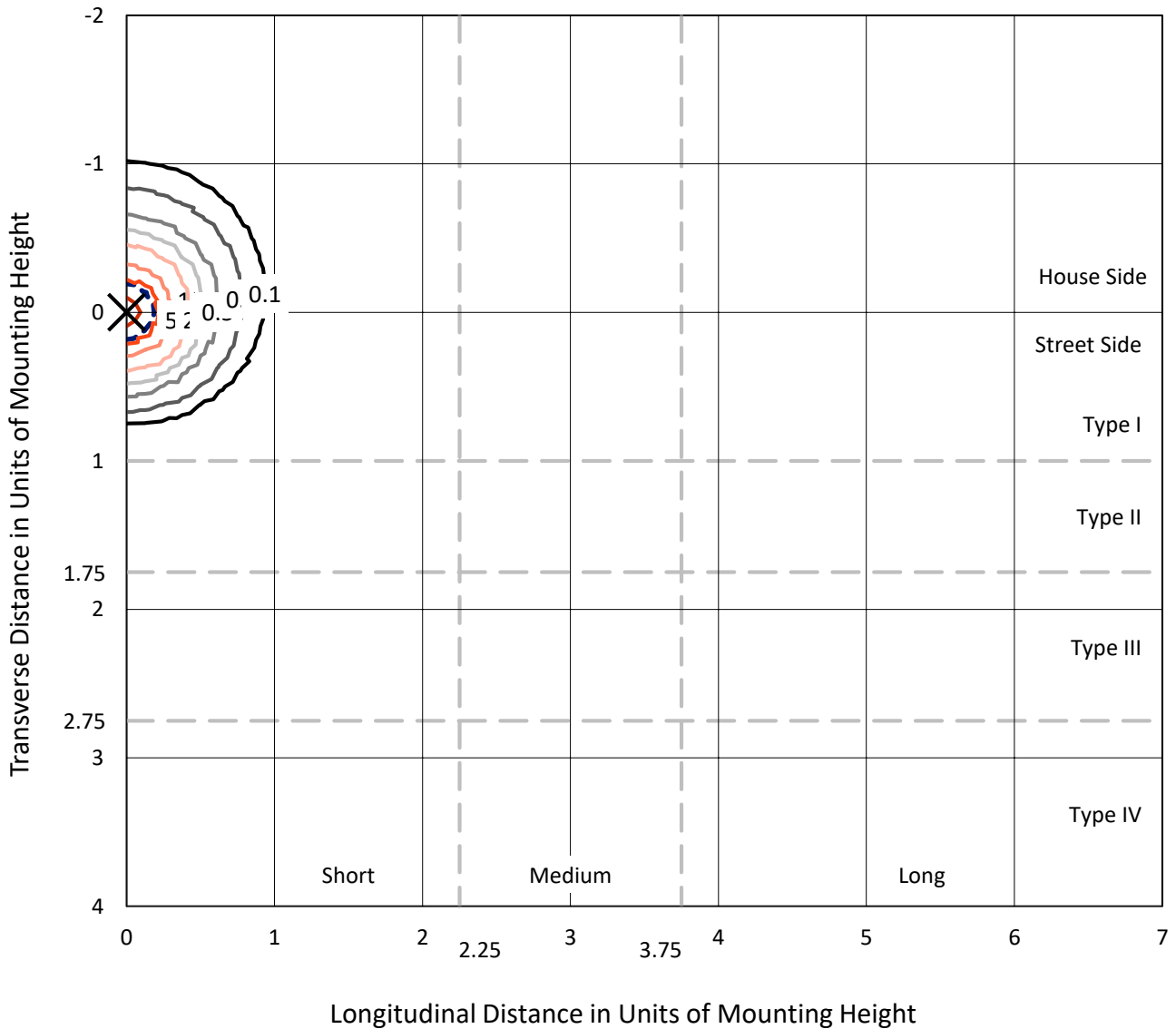
Input Watts (W): 5  
Input Voltage (V): 120  
Input Current (Ain): NR  
Voltage Rise (V): NR  
Power Factor: NR  
Total Harmonic Distortion (THDi): NR  
Frequency (hertz): 60  
Stabilization Time: NR  
Operation Time: NR  
Ambient Temperature (°C): NR  
Test Distance: 25 FT



REPORT NUMBER: P295427  
 CATALOG NUMBER: TCRS55(7040-7050)-VISOR

### Iso-Footcandle Lines of Horizontal Illumination

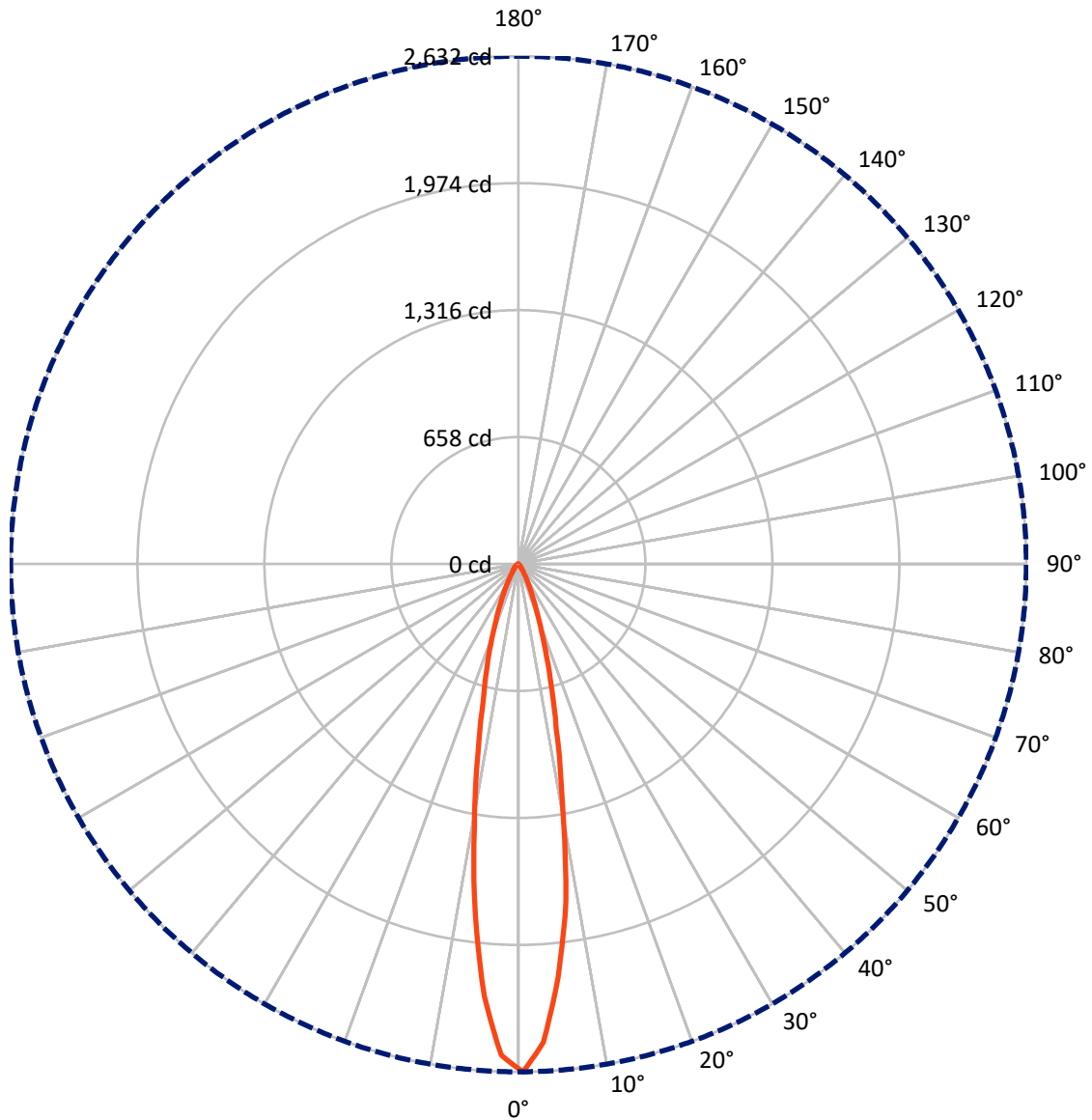
✕ Max cd  
 - - - 1/2 Max cd



Based on 10 foot mounting height. Maximum calculated value = 26.3 fc  
 Type I - Short - Full Cutoff

REPORT NUMBER: P295427  
CATALOG NUMBER: TCRS55(7040-7050)-VISOR

### Luminous Intensity Polar Plot



— Vertical Plane Through 0-Deg Lateral      - - - Horizontal Cone Through 0-Deg Vertical

REPORT NUMBER: P295427

CATALOG NUMBER: TCRS55(7040-7050)-VISOR

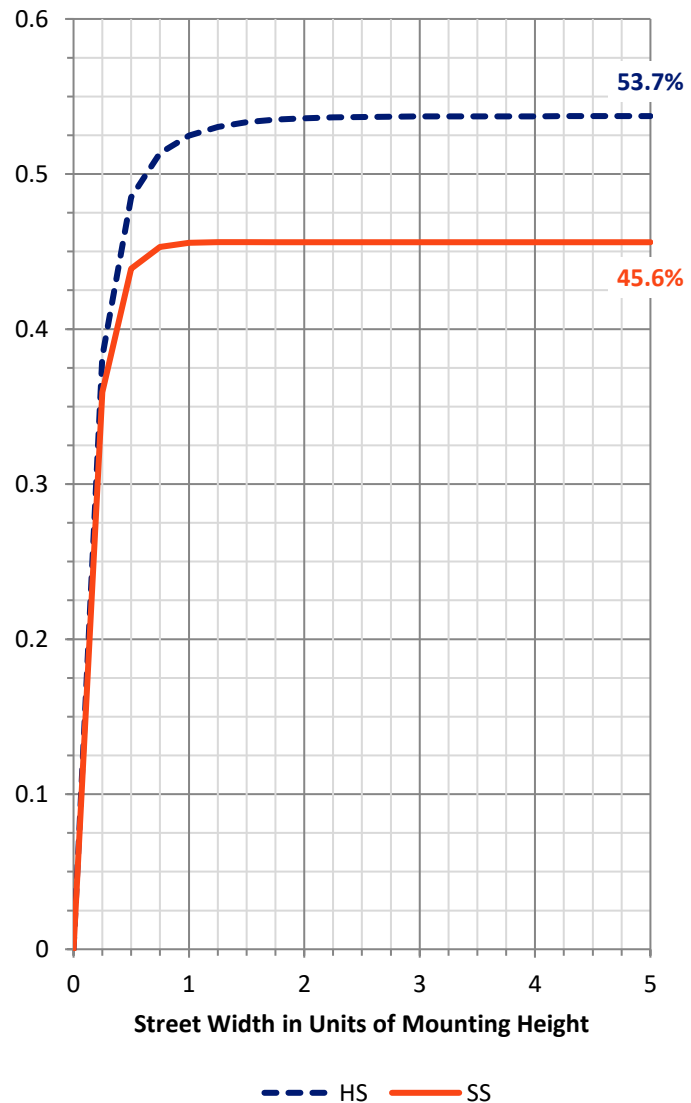
**FLUX DISTRIBUTION:**

		Downward	Upward	Total
<b>House Side</b>	Lumens	283.4	0.0	283.4
	% Fixture	54.5	0.0	54.5
<b>Street Side</b>	Lumens	236.6	0.0	236.6
	% Fixture	45.5	0.0	45.5
<b>Total</b>	Lumens	520.0	0.0	520.0
	% Fixture	100.0	0.0	100.0

**Coefficient of Utilization**

**ZONAL LUMENS:**

Zone	Lumens	% Fixture
0°-10°	182.4	35.1
10°-20°	194.4	37.4
20°-30°	85.7	16.5
30°-40°	32.5	6.3
40°-50°	14.8	2.8
50°-60°	7.2	1.4
60°-70°	2.6	0.5
70°-80°	0.3	0.1
80°-90°	0.1	0.0
90°-100°	0.0	0.0
100°-110°	0.0	0.0
110°-120°	0.0	0.0
120°-130°	0.0	0.0
130°-140°	0.0	0.0
140°-150°	0.0	0.0
150°-160°	0.0	0.0
160°-170°	0.0	0.0
170°-180°	0.0	0.0
0°-90°	520.0	100.0
0°-180°	520.0	100.0



REPORT NUMBER: P295427

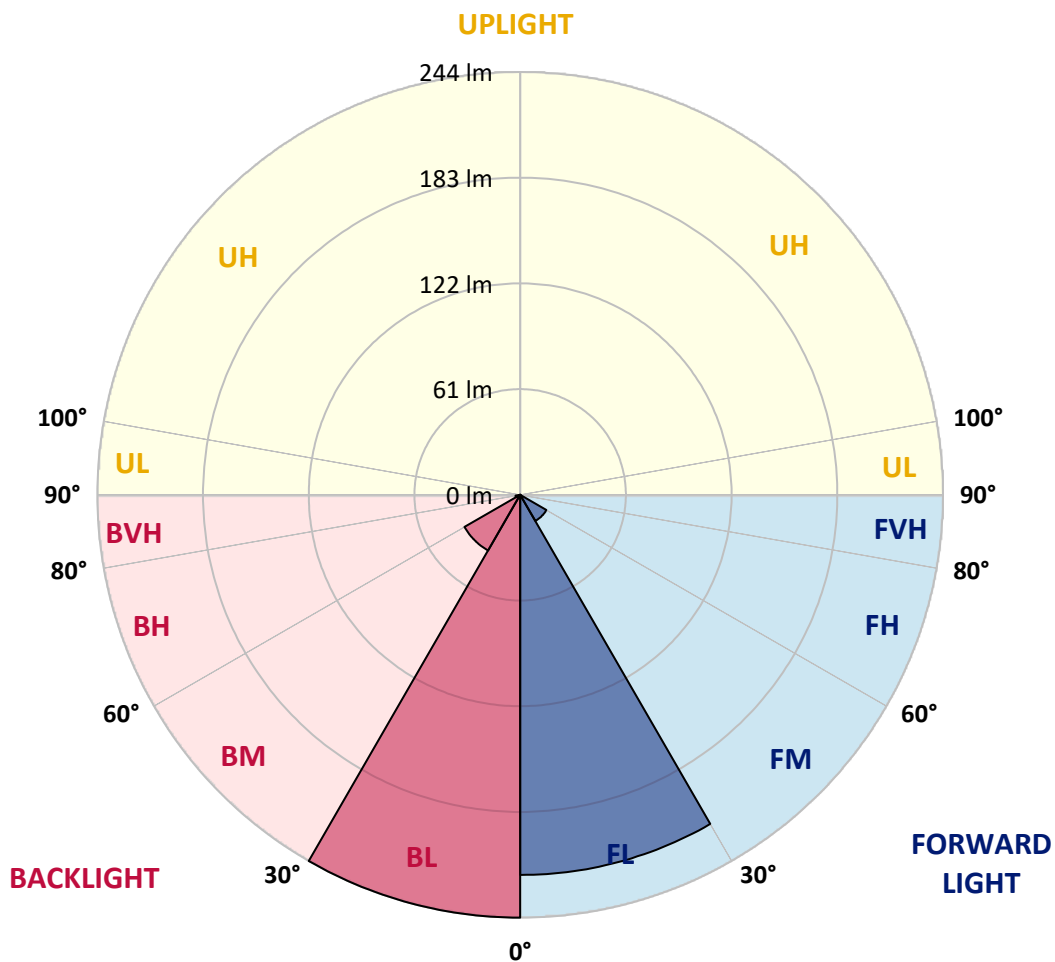
CATALOG NUMBER: TCRS55(7040-7050)-VISOR

**LUMINAIRE CLASSIFICATION SYSTEM LUMEN TABLE AND BUG RATING:**

Zone	Lumens	% Fixture	Zone Rating/Lumen Limit		
			B	U	G
FL (0°-30°)	218.9	42.1			
FM (30°-60°)	17.4	3.3			
FH (60°-80°)	0.2	0.0			G0/660
FVH (80°-90°)	0.0	0.0			G0/10
BL (0°-30°)	243.5	46.8	B1/500		
BM (30°-60°)	37.1	7.1	B0/220		
BH (60°-80°)	2.7	0.5	B0/110		G0/110
BVH (80°-90°)	0.1	0.0			G0/10
UL (90°-100°)	0.0	0.0		U0/0	
UH (100°-180°)	0.0	0.0		U0/0	

**BUG Rating: B1-U0-G0**

Type I Short





REPORT NUMBER: P295427

CATALOG NUMBER: TCRS55(7040-7050)-VISOR

**CANDELA DISTRIBUTION (FULL):**

	0°	22.5°	45°	67.5°	90°	112.5°	135°	157.5°	180°
0°	2631.9	2631.9	2631.9	2631.9	2631.9	2631.9	2631.9	2631.9	2631.9
2.5°	2481.6	2515.4	2519.4	2520.7	2536.6	2531.9	2544.5	2509.4	2546.5
5°	2148.1	2183.8	2219.6	2185.2	2216.9	2237.5	2220.2	2246.1	2247.4
7.5°	1768.3	1721.9	1751.7	1784.1	1771.6	1809.3	1829.8	1811.3	1833.8
10°	1242.8	1263.3	1286.5	1322.2	1310.3	1346.7	1381.8	1391.7	1382.4
12.5°	870.2	898.0	912.6	935.7	950.3	959.6	1017.1	1001.3	1007.2
15°	616.8	607.5	638.6	644.6	660.4	690.2	716.7	726.0	720.7
17.5°	421.5	434.8	442.7	453.3	487.7	502.9	522.8	518.2	555.9
20°	291.8	293.2	311.7	325.6	354.0	370.6	383.8	387.1	411.0
22.5°	196.5	197.2	215.7	234.9	250.1	269.3	275.3	287.2	304.4
25°	141.0	134.3	145.6	166.8	186.0	196.5	201.2	207.8	226.3
27.5°	94.0	88.7	92.0	116.5	135.7	144.3	146.9	155.5	166.1
30°	60.2	60.9	62.2	80.1	99.9	105.2	107.9	111.8	119.8
32.5°	38.4	41.0	46.3	54.9	72.8	79.4	81.4	83.4	89.3
35°	25.8	27.8	35.7	41.7	54.9	60.9	62.2	64.2	68.8
37.5°	17.2	19.2	25.1	32.4	41.0	47.6	49.6	49.6	51.6
40°	11.9	13.2	17.9	25.8	31.8	37.7	39.7	40.4	41.7
42.5°	8.6	8.6	11.9	20.5	25.1	30.4	33.1	33.8	35.1
45°	4.6	5.3	8.6	15.9	19.9	25.1	27.8	29.1	29.8
47.5°	1.3	2.6	6.0	11.3	16.5	21.2	23.8	25.1	25.1
50°	0.7	0.7	3.3	7.9	13.9	17.9	20.5	21.2	21.8
52.5°	0.0	0.7	2.0	5.3	10.6	14.6	17.2	17.9	18.5
55°	0.0	0.0	0.7	4.0	8.6	12.6	13.9	15.2	15.2
57.5°	0.0	0.0	0.7	2.6	6.6	9.9	11.9	12.6	12.6
60°	0.0	0.0	0.0	2.0	4.6	7.3	9.3	9.9	10.6
62.5°	0.0	0.0	0.0	0.7	3.3	5.3	7.3	7.3	8.6
65°	0.0	0.0	0.0	0.7	2.0	3.3	5.3	6.0	6.0
67.5°	0.0	0.0	0.0	0.0	0.7	2.0	3.3	4.0	4.0
70°	0.0	0.0	0.0	0.0	0.7	1.3	2.0	2.6	2.6
72.5°	0.0	0.0	0.0	0.0	0.0	0.7	0.7	1.3	1.3
75°	0.0	0.0	0.0	0.0	0.0	0.0	0.7	0.7	0.7
77.5°	0.0	0.0	0.0	0.0	0.0	0.0	0.0	0.7	0.7
80°	0.0	0.0	0.0	0.0	0.0	0.0	0.0	0.7	0.7
82.5°	0.0	0.0	0.0	0.0	0.0	0.0	0.0	0.7	0.7
85°	0.0	0.0	0.0	0.0	0.0	0.0	0.0	0.7	0.7
87.5°	0.0	0.0	0.0	0.0	0.0	0.0	0.0	0.0	0.7
90°	0.0	0.0	0.0	0.0	0.0	0.0	0.0	0.0	0.0

(END OF REPORT)